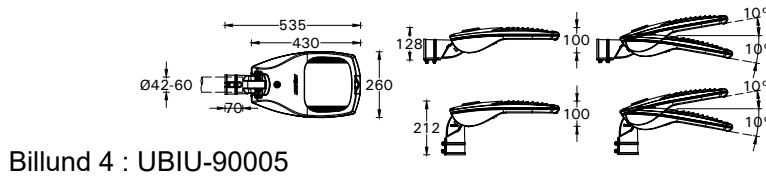


INSTALLATION AND SERVICE MANUAL

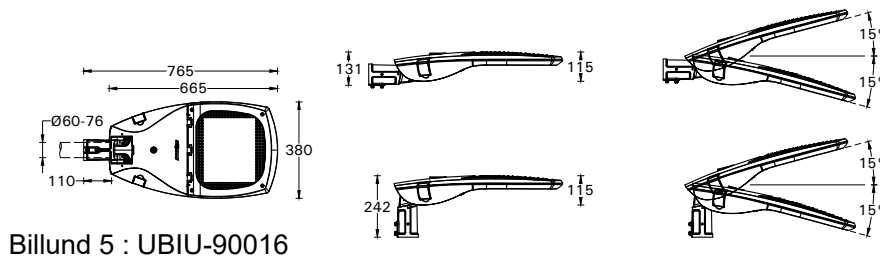
For Installation of Billund 4,5,6 Street and Area Lighting LED.
Model. UBIU-90005 , UBIU-90016 and UBIU-90026.

Product drawing (dimensions)

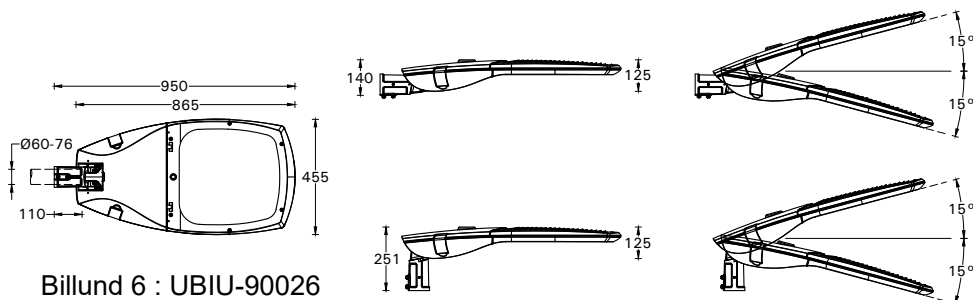
SUITABLE FOR WET LOCATIONS




Billund 4 : UBIU-90005



Billund 5 : UBIU-90016



Billund 6 : UBIU-90026



Notice to installer :

- 1.WIRING INSTRUCTIONS** Warning : RISK OF FIRE AND ELECTRICAL SHOCK. : FIXTURE MUST BE INSTALLED BY A QUALIFIED ELECTRICIAN ONLY>FIXTURE IS INTENDED FOR INSTALLATION IN ACCORDANCE WITH THE NATIONAL ELECTRICAL CODE, LOCAL AND FEDERAL CODE SPECIFICATIONS. DISCONNECT POWER BEFORE SERVICING.
- 2.This fixture has a VOLTAGE SPECIFIC BALLAST,Check that the supply voltage is the same as the installed ballast voltage.**

Ligman Lighting USA

7144 NE Progress Court, Hillsboro
Oregon, 97124, USA
Tel : 503 645 0500 | Fax : 503 645 8100

